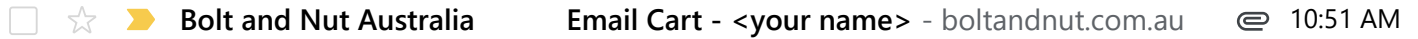


## HOW TO UPLOAD THE CSV FILE USING A MOBILE PHONE?

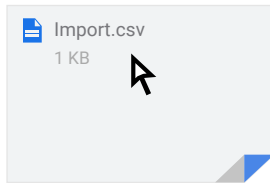
Example using iPhone

### 1. Open email



### 2. Click on CSV

1 Attachment



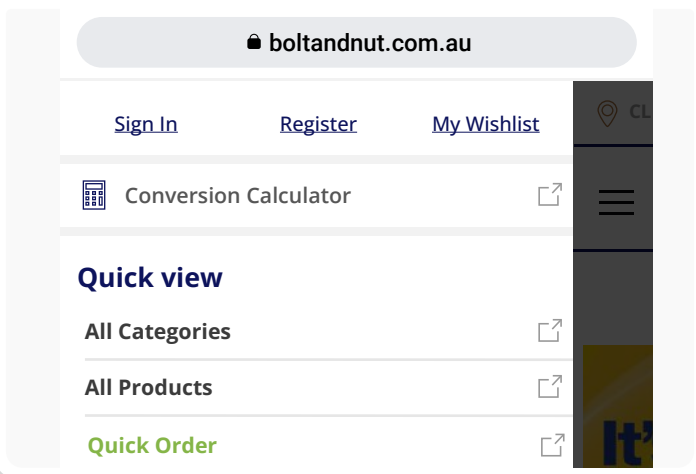
### 3. Click on upload icon

import.csv



### 4. Save to files (best to save to your Phone folder)

### 5. Go to [boltandnut.com.au](http://boltandnut.com.au) and click on Quick Order



### 6. Scroll down to Add from File and click on Choose File +

Add from File

Choose file +

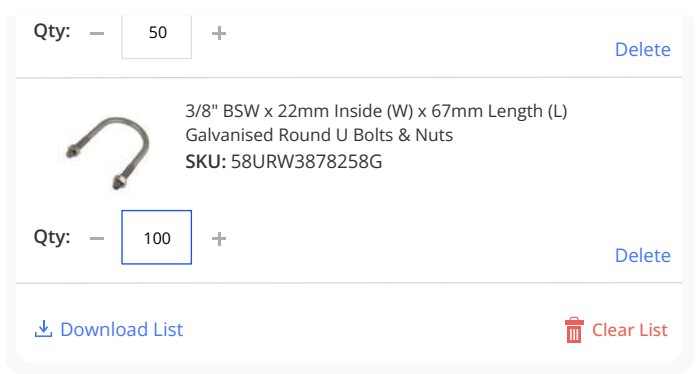
File must be in .csv UTF-8 encoding format and include "SKU" and "QTY" columns.

[Download sample.csv](#)

Upload now

### 7. Click on CSV and then Click on the Upload now button

### 8. Review order and make any changes



### 9. Choose either "Add to Cart" or "Checkout" button

 [Download List](#)

 [Clear List](#)

Add to Cart

Checkout